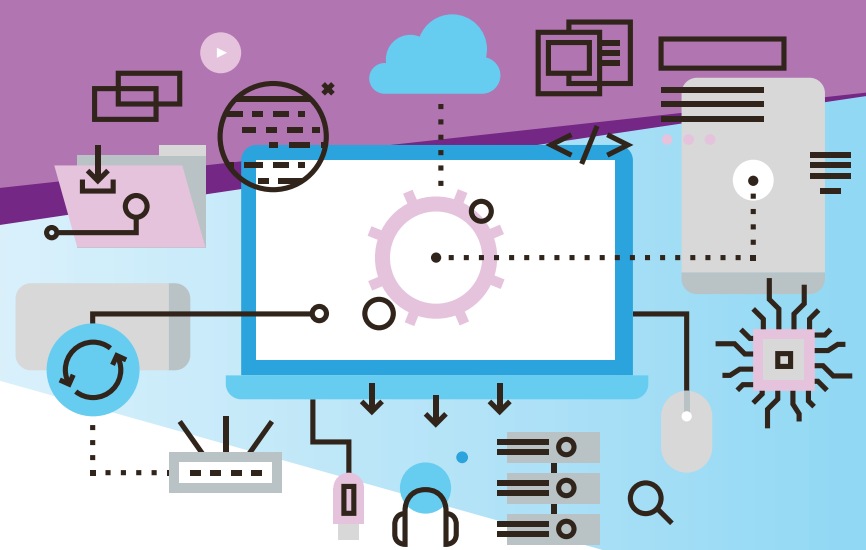
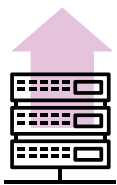


Information & Communication Technologies/ Digital Media (ICT/DM)

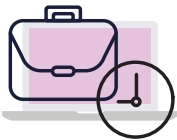


About the industry sector



6%

Projected job growth, 2019-2024



5,000

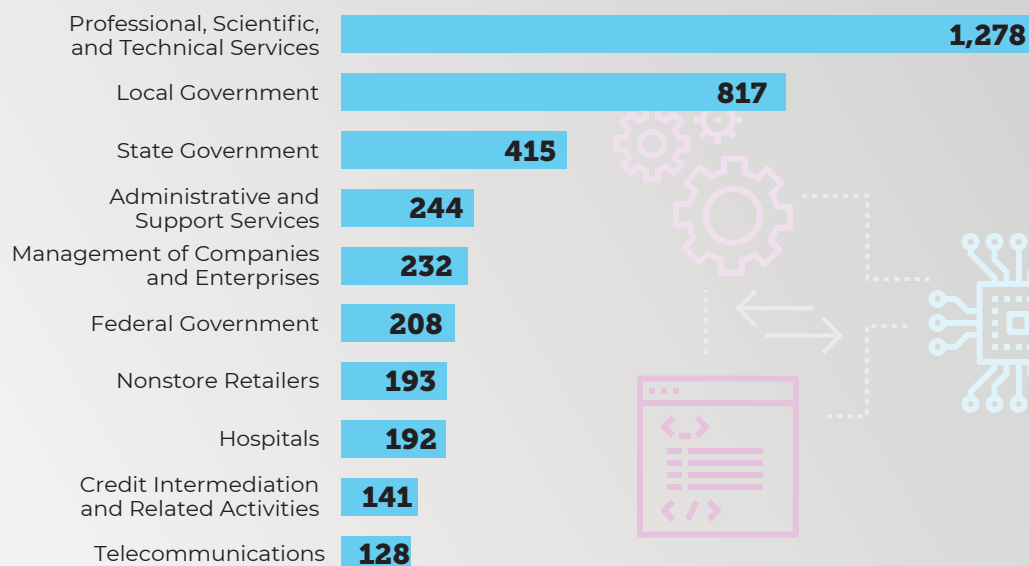
ICT/DM jobs in 2019



300

additional jobs by 2024

Industry subsectors with the most ICT/DM jobs




Top 10 employers posting ICT/DM jobs

- California State University system
- US Government
- Best Buy
- Lulus (fashion)
- Oroville Hospital
- Enloe Medical Center
- Build.com
- Del Norte County Unified School District
- Dignity Health
- Centene corporation



1,384

ICT/DM job postings,
Jan-Dec 2019



What are employers looking for?

Hardest-to-fill jobs

Job Title	# of Job Postings	Days to Fill
Information Technology Project Managers	62	50
Graphic Designers	22	41
Database Architects	16	49

Most in-demand jobs

Job Title	# of Job Postings	Demand
Software Developers, Applications	399	High
Computer User Support Specialists	184	High
Web Developers	87	Medium
Computer Systems Engineers/Architects	73	Medium
Computer Systems Analysts	67	Medium

Most desired certifications

- Cisco Certified Network Associate (CCNA)
- IT Infrastructure Library (ITIL) Certification
- Cisco Certified Network Professional (CCNP)
- Certified A+ Technician (CompTIA A+ Technician)
- Microsoft Certified Professional (MCP)
- CompTIA Network+
- Project Management Certification

Most desired skills

- SQL
- Java
- JavaScript
- Software Engineering
- Technical Support
- Customer Service
- Software Development
- Project Management
- Repair
- Information Systems



















Jobs titles & wages

What jobs can I train for?

How many job
openings each year?

How much will I earn per hour?

Entry-Level
10th percentileMedian
50th percentileExperienced
90th percentileEducational
Level

What jobs can I train for?	How many job openings each year?	How much will I earn per hour?	Educational Level		
		Entry-Level 10th percentile	Median 50th percentile	Experienced 90th percentile	
Software Developers, Systems Software	16	\$32	\$49	\$86	
Information Security Analysts	6	\$31	\$47	\$71	
Computer and Information Systems Managers	28	\$30	\$53	\$85	
Software Developers, Applications	57	\$27	\$44	\$75	
Computer Network Architects	5	\$26	\$53	\$85	
Database Administrators	7	\$23	\$43	\$73	
Computer Systems Analysts	41	\$23	\$36	\$60	
Network and Computer Systems Administrators	26	\$21	\$37	\$57	
Multimedia Artists and Animators	8	\$19	\$38	\$57	
Computer Network Support Specialists	21	\$17	\$28	\$43	
Desktop Publishers	1	\$17	\$26	\$36	
Computer Programmers	10	\$15	\$36	\$66	
Computer User Support Specialists	82	\$14	\$22	\$36	
Graphic Designers	50	\$14	\$23	\$37	
Computer Occupations, All Other	45	\$13	\$22	\$47	
Web Developers	23	\$12	\$25	\$47	



What training is available?

Community College programs

Computer Information Systems

Computer Infrastructure and Support

Computer Networking

Computer Science (Transfer)

Information Technology, General

Multimedia

Software Applications

World Wide Web Administration



Where can I get training?

Local Community Colleges



BUTTE COLLEGE



MENDOCINO COLLEGE

CR COLLEGE OF THE REDWOODS



COE
CENTERS OF EXCELLENCE
FOR LABOR MARKET RESEARCH

coecc.net



**California
Community
Colleges**

ccco.edu



fnrc.org

Source: California Community Colleges Chancellor's Office Management Information System, DataMart

The COE has created 20 priority sector profiles for the Greater Sacramento (North) and the Far North subregions to inform planning and investment in Career Education under the Strong Workforce Program and the California Community Colleges Chancellor's Office Economic and Workforce Development Division. Regional summary profiles contain data definitions and methodology. The 15-county Far North region includes the Butte, Colusa, Del Norte, Glenn, Humboldt, Lake, Lassen, Mendocino, Modoc, Plumas, Shasta, Sierra, Siskiyou, Tehama and Trinity counties.

This profile was supported by funds awarded by the CCCCO's Economic and Workforce Development Division. It was produced pursuant to grant agreement number 19-405-001. This project was also supported by Projects in Common funding from the Strong Workforce Program, North/Far North Regional Consortium.

© 2020 California Community Colleges Chancellor's Office, Economic and Workforce Development Program