


Occupation Overview

Emsi Q3 2018 Data Set

September 2018

Bakersfield College



Bakersfield
COLLEGE



1801 Panorama Drive
Bakersfield, California 93305
661.395.4921

Parameters

Occupations

Code	Description
49-9021	Heating, Air Conditioning, and Refrigeration Mechanics and Installers

Regions

Code	Description
6029	Kern County, CA

Timeframe

2018 - 2023

Datarun

2018.3 – QCEW Employees, Non-QCEW Employees, Self-Employed, and Extended Proprietors

Heating, Air Conditioning, and Refrigeration Mechanics and Installers in Kern County, CA

Heating, Air Conditioning, and Refrigeration Mechanics and Installers (SOC 49-9021):

Install or repair heating, central air conditioning, or refrigeration systems, including oil burners, hot-air furnaces, and heating stoves.

Sample of Reported Job Titles:

- Refrigeration Mechanic
- Mechanic
- Systems Mechanic
- Service Technician
- Maintenance Mechanic
- Refrigeration Technician
- VRT Mechanic (Variable Retention Time Mechanic)
- Transportation Refrigeration Technician
- Technician

Related O*NET Occupations:

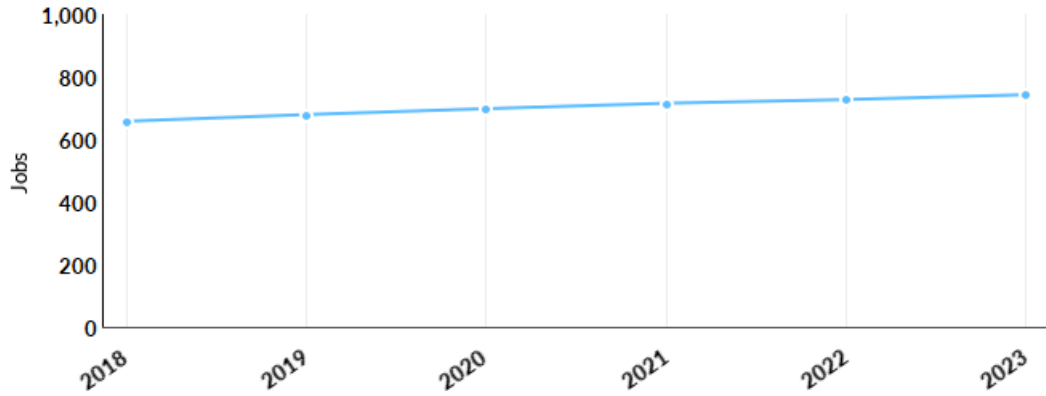
- Heating and Air Conditioning Mechanics and Installers (49-9021.01)
- Refrigeration Mechanics and Installers (49-9021.02)

Occupation Summary for Heating, Air Conditioning, and Refrigeration Mechanics and Installers

<p>657 Jobs (2018) 20% below National average</p>	<p>+12.9% % Change (2018-2023) Nation: +7.7%</p>	<p>\$22.68/hr Median Hourly Earnings Nation: \$20.35/hr</p>
---	--	---

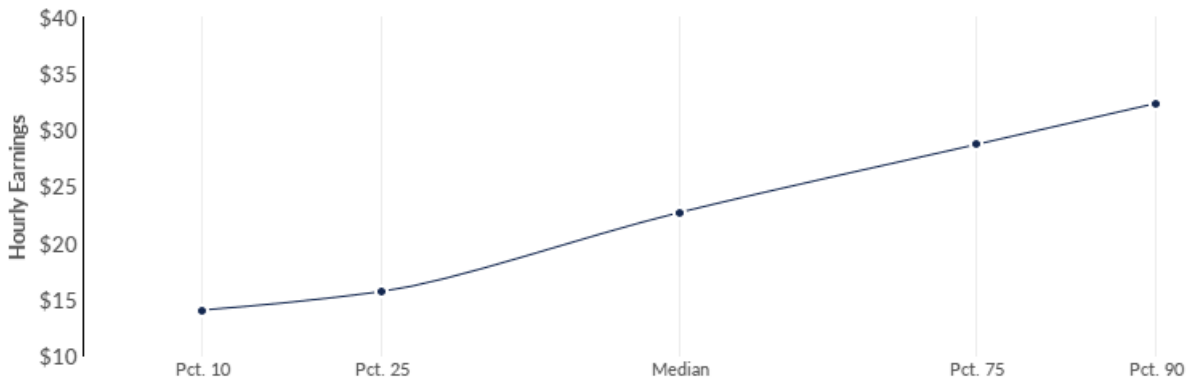
Growth for Heating, Air Conditioning, and Refrigeration Mechanics and Installers (49-9021)

657 2018 Jobs	742 2023 Jobs	85 Change (2018-2023)	12.9% % Change (2018-2023)
------------------	------------------	--------------------------	-------------------------------

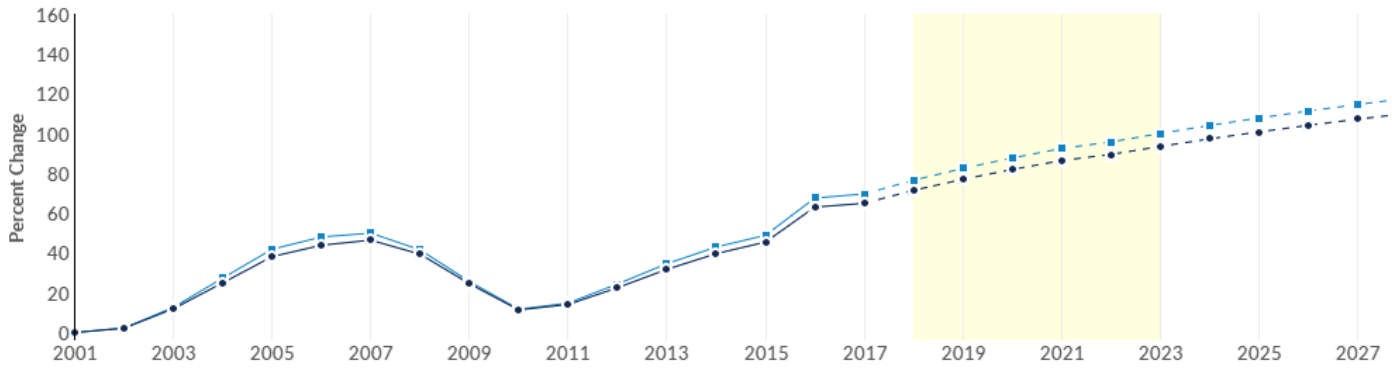


Percentile Earnings for Heating, Air Conditioning, and Refrigeration Mechanics and Installers (49-9021)

\$15.69/hr 25th Percentile Earnings	\$22.68/hr Median Earnings	\$28.73/hr 75th Percentile Earnings
--	-------------------------------	--

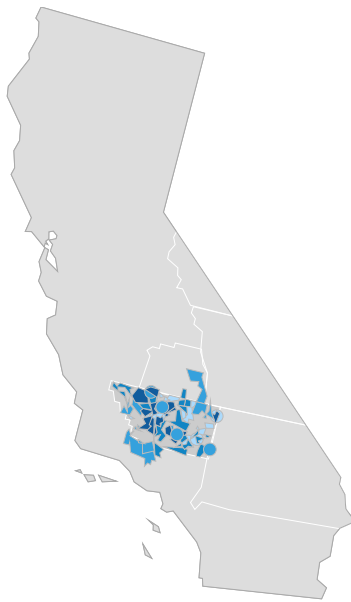


Regional Trends




Region	2018 Jobs	2023 Jobs	Change	% Change
● Region	657	742	85	12.9%
■ BC Service Area DEMOGRAPHIC	543	616	73	13.4%
▲ Kern County	657	742	85	12.9%

Regional Breakdown



ZIP	2023 Jobs
Bakersfield, CA 93308 (in Kern county)	167
Bakersfield, CA 93307 (in Kern county)	126
Bakersfield, CA 93305 (in Kern county)	60
Bakersfield, CA 93311 (in Kern county)	56
Bakersfield, CA 93312 (in Kern county)	45

Job Postings Summary

<p>68</p> <p>Unique Postings 163 Total Postings</p>	<p>2 : 1</p> <p>Posting Intensity</p>  <p>Regional Average: 4 : 1</p>	<p>39 days</p> <p>Median Posting Duration Regional Average: 31 days</p>
---	--	---

There were 163 total job postings for your selection from January 2018 to August 2018, of which 68 were unique. These numbers give us a Posting Intensity of 2-to-1, meaning that for every 2 postings there is 1 unique job posting.

This is lower than the Posting Intensity for all other occupations and companies in the region (4-to-1), indicating that they may not be trying as hard to hire for this position.

Job Postings vs. Hires

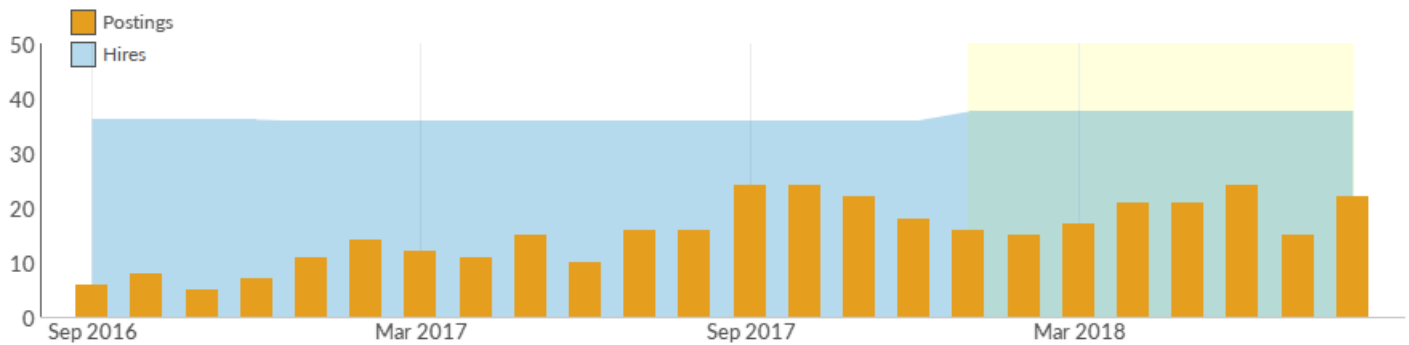
19

Avg. Monthly Postings (Jan 2018 - Aug 2018)

38

Avg. Monthly Hires (Jan 2018 - Aug 2018)

In an average month, there were 19 unique job postings for *Heating, Air Conditioning, and Refrigeration Mechanics and Installers*, and 38 actually hired. This means there were approximately 2 hires for *Heating, Air Conditioning, and Refrigeration Mechanics and Installers* for every 1 unique job posting.



Occupation	Avg Monthly Postings (Jan 2018 - Aug 2018)	Avg Monthly Hires (Jan 2018 - Aug 2018)
Heating, Air Conditioning, and Refrigeration Mechanics and Installers	19	38

Occupation Gender Breakdown



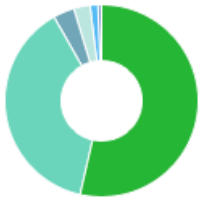
Gender	2017 Jobs	2017 Percent
Males	624	98.6%
Females	9	1.4%

Occupation Age Breakdown



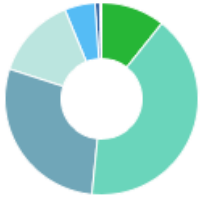
Age	2017 Jobs	2017 Percent
14-18	1	0.2%
19-24	54	8.6%
25-34	160	25.4%
35-44	165	26.1%
45-54	141	22.3%
55-64	88	14.0%
65+	22	3.4%

Occupation Race/Ethnicity Breakdown



Race/Ethnicity	2017 Jobs	2017 Percent
White	339	53.6%
Hispanic or Latino	242	38.3%
Asian	22	3.5%
Black or African American	17	2.7%
Two or More Races	8	1.3%
American Indian or Alaska Native	3	0.5%
Native Hawaiian or Other Pacific Islander	1	0.1%

National Educational Attainment



Education Level	2017 Percent
Less than high school diploma	10.7%
High school diploma or equivalent	40.9%
Some college, no degree	28.4%
Associate's degree	13.8%
Bachelor's degree	5.1%
Master's degree	0.8%
Doctoral or professional degree	0.3%

Occupational Programs

2
Programs (2017)

0
Completions (2017)

86
Openings (2017)

CIP Code	Program	Completions (2017)
15.0501	Heating, Ventilation, Air Conditioning and Refrigeration Engineering Technology/Technician	0
47.0201	Heating, Air Conditioning, Ventilation and Refrigeration Maintenance Technology/Technician	0

Industries Employing Heating, Air Conditioning, and Refrigeration Mechanics and Installers

Industry	Occupation Jobs in Industry (2017)	% of Occupation in Industry (2017)	% of Total Jobs in Industry (2017)
Plumbing, Heating, and Air-Conditioning Contractors	364	57.5%	16.5%
Commercial and Industrial Machinery and Equipment (except Automotive and Electronic) Repair and Maintenance	23	3.6%	2.1%
All Other Specialty Trade Contractors	15	2.4%	0.8%
Elementary and Secondary Schools (Local Government)	15	2.4%	0.1%
Electrical Contractors and Other Wiring Installation Contractors	13	2.1%	0.6%

Appendix A - Data Sources and Calculations

Location Quotient

Location quotient (LQ) is a way of quantifying how concentrated a particular industry, cluster, occupation, or demographic group is in a region as compared to the nation. It can reveal what makes a particular region unique in comparison to the national average.

Occupation Data

Emsi occupation employment data are based on final Emsi industry data and final Emsi staffing patterns. Wage estimates are based on Occupational Employment Statistics (QCEW and Non-QCEW Employees classes of worker) and the American Community Survey (Self-Employed and Extended Proprietors). Occupational wage estimates also affected by county-level Emsi earnings by industry.

Emsi Job Postings

Job postings are collected from various sources and processed/enriched to provide information such as standardized company name, occupation, skills, and geography.

Institution Data

The institution data in this report is taken directly from the national IPEDS database published by the U.S. Department of Education's National Center for Education Statistics.

State Data Sources

This report uses state data from the following agencies: California Labor Market Information Department