

Labor Market Analysis: 1261.00/Community Health Care Worker
Community Health Worker – Certificate requiring 16 to <30 units
 Los Angeles Center of Excellence, September 2023

Summary

Program Endorsement:	Endorsed: All Criteria Met <input checked="" type="checkbox"/>	Endorsed: Some Criteria Met <input type="checkbox"/>	Not Endorsed <input type="checkbox"/>
Program Endorsement Criteria			
Supply Gap:	Yes <input checked="" type="checkbox"/>	No <input type="checkbox"/>	
Living Wage: (Entry-Level, 25th)	Yes <input checked="" type="checkbox"/>	No <input type="checkbox"/>	
Education:	Yes <input checked="" type="checkbox"/>	No <input type="checkbox"/>	
Emerging Occupation(s)			
Yes <input type="checkbox"/>		No <input checked="" type="checkbox"/>	

The Los Angeles Center of Excellence for Labor Market Research (LA COE) prepared this report to provide regional labor market supply and demand data related to three middle-skill occupations:

- **Health Education Specialists (21-1091)** Provide and manage health education programs that help individuals, families, and their communities maximize and maintain healthy lifestyles. Use data to identify community needs prior to planning, implementing, monitoring, and evaluating programs designed to encourage healthy lifestyles, policies, and environments. May link health systems, health providers, insurers, and patients to address individual and population health needs. May serve as resource to assist individuals, other health professionals, or the community, and may administer fiscal resources for health education programs.¹
- **Social and Human Service Assistants (21-1093)** Assist other social and human service providers in providing client services in a wide variety of fields, such as psychology, rehabilitation, or social work, including support for families. May assist clients in identifying and obtaining available benefits and social and community services. May assist social workers with developing, organizing, and conducting programs to prevent and resolve problems relevant to substance abuse, human relationships, rehabilitation, or dependent care.²
- **Community Health Workers (21-1094)** Promote health within a community by assisting individuals to adopt healthy behaviors. Serve as an advocate for the health needs of individuals by assisting community residents in effectively communicating with healthcare providers or social service agencies. Act as liaison or advocate and implement programs that promote, maintain, and improve individual and overall community health. May deliver

¹ [Health Education Specialists \(bls.gov\)](https://www.bls.gov)

² [Social and Human Service Assistants \(bls.gov\)](https://www.bls.gov)

health-related preventive services such as blood pressure, glaucoma, and hearing screenings. May collect data to help identify community health needs.³

Middle-skill occupations typically require some postsecondary education, but less than a bachelor's degree.⁴ Although *health education specialists* typically require a bachelor's degree, they are considered middle-skill because approximately one-third of workers in the field have completed some college or an associate degree. This report is intended to help determine whether there is demand in the local labor market that is not being met by the supply from community college programs that align with the relevant occupations.

Based on the available data, there appears to be a supply gap for these middle-skill community health occupations in the region. Furthermore, entry-level wages exceed the self-sufficiency standard wage in Los Angeles County, and more than one-third of current workers in the field have completed some college/associate degree or less education. **Therefore, due to all of the criteria being met, the LA COE endorses this proposed program.** Detailed reasons include:

Demand:

- **Supply Gap Criteria** – Over the next five years, **4,224 jobs are projected to be available annually** in the region due to new job growth and replacements, **which is more than the three-year average of 1,193 awards conferred** by educational institutions in the region.
- **Living Wage Criteria** – Within Los Angeles County, all three occupations have **entry-level wages above the self-sufficiency standard hourly wage** (\$18.10/hour).⁵
- **Educational Criteria** – Within the greater LA/OC region, **93% of the annual job openings** for occupations related to community health **typically require a high school diploma or equivalent**.
 - However, the national-level educational attainment data indicates **between 39% and 50% of workers in the field have completed some college/associate degree or less education**.

Supply:

- There are **19 community colleges** in the greater LA/OC region that issue awards related to community health, conferring an average of **612 awards annually** between 2019 and 2022.

³ [Community Health Workers \(bls.gov\)](#)

⁴ The COE classifies middle-skill jobs as the following:

- All occupations that require an educational requirement of some college, associate degree or apprenticeship;
- All occupations that require a bachelor's degree, but also have more than one-third of their existing labor force with an educational attainment of some college or associate degree; or
- All occupations that require a high school diploma or equivalent or no formal education, but also require short- to long-term on-the-job training where multiple community colleges have existing programs.

⁵ Self-Sufficiency Standard wage data was pulled from The Self-Sufficiency Standard Tool for California. For more information, visit: <http://selfsufficiencystandard.org/california>.

- Between 2019 and 2021, there was an average of **581 awards conferred annually** in related training programs by non-community college institutions throughout the greater LA/OC region.

Occupational Demand

Exhibit 1 shows the five-year occupational demand projections for these middle-skill community health occupations. In the greater Los Angeles/Orange County region, the number of jobs related to these occupations is projected to increase by 15% through 2026. There will be more than 4,200 job openings per year through 2027 due to job growth and replacements.

Exhibit 1: Occupational demand in Los Angeles and Orange Counties⁶

Geography	2022 Jobs	2027 Jobs	2022-2027 Change	2022-2027 % Change	Annual Openings
Los Angeles	22,745	26,062	3,317	15%	3,382
Orange	5,650	6,486	836	15%	843
Total	28,395	32,548	4,153	15%	4,224

Wages

The labor market endorsement in this report considers the entry-level hourly wages for these middle-skill community health occupations in Los Angeles County as they relate to the county's self-sufficiency standard wage. Orange County wages are included below in order to provide a complete analysis of the greater LA/OC region. Detailed wage information, by county, is included in Appendix A.

Los Angeles County

All three occupations have entry-level wages above the self-sufficiency standard wage for one adult (\$18.10 in Los Angeles County). Typical entry-level hourly wages are in a range between \$18.29 and \$19.26. Experienced workers can expect to earn wages between \$27.76 and \$49.91.

Exhibit 2: Earnings for Occupations in LA County

Occupation	Entry-Level Hourly Earnings (25 th Percentile)	Median Hourly Earnings	Experienced Hourly Earnings (75 th Percentile)	Median Annual Earnings*
Health Education Specialists (21-1091)	\$22.71	\$31.86	\$49.91	\$66,300
Social and Human Service Assistants (21-1093)	\$18.29	\$22.38	\$27.76	\$46,500
Community Health Workers (21-1094)	\$19.26	\$22.88	\$28.41	\$47,600

*rounded to the nearest \$100

⁶ Five-year change represents new job additions to the workforce. Annual openings include new jobs and replacement jobs that result from retirements and separations.

Orange County

The majority (92%) of annual openings for these middle-skill community health occupations have entry-level wages below the self-sufficiency standard wage for one adult (\$20.63 in Orange County). Typical entry-level hourly wages are in a range between \$17.33 and \$22.05. One occupation in this report has entry-level wages above the county’s self-sufficiency standard wage: *health education specialists* (\$22.05). Experienced workers can expect to earn wages between \$26.32 and \$48.45, which are higher than the self-sufficiency standard.

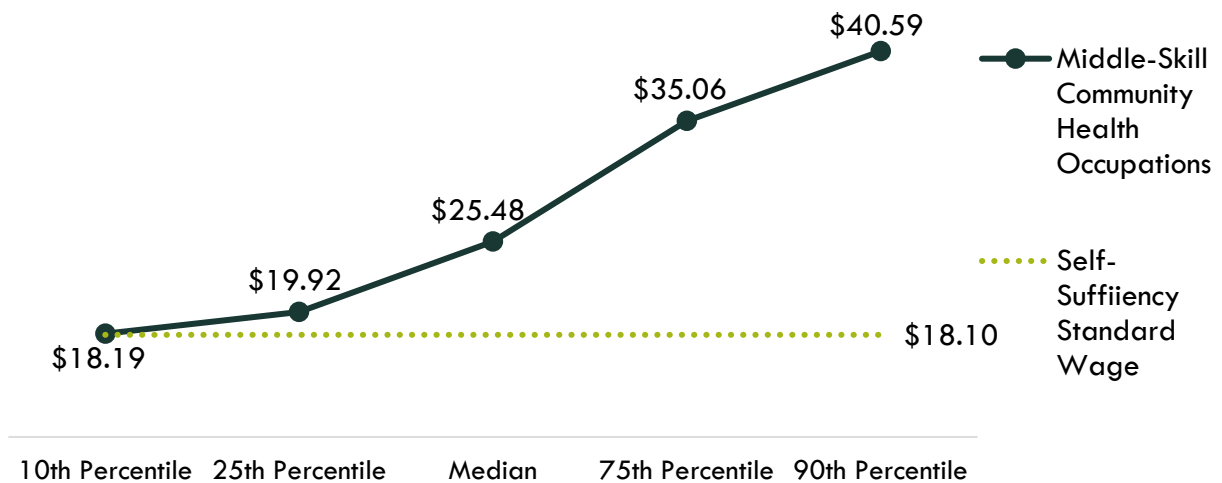
Exhibit 3: Earnings for Occupations in Orange County

Occupation	Entry-Level Hourly Earnings (25 th Percentile)	Median Hourly Earnings	Experienced Hourly Earnings (75 th Percentile)	Median Annual Earnings*
Health Education Specialists (21-1091)	\$22.05	\$30.90	\$48.45	\$64,300
Social and Human Service Assistants (21-1093)	\$17.33	\$21.20	\$26.32	\$44,100
Community Health Workers (21-1094)	\$18.36	\$21.81	\$27.09	\$45,400

*rounded to the nearest \$100

On average, the entry-level earnings for the occupations in this report are \$19.92; this is above the living wage for one single adult in Los Angeles County (\$18.10). Exhibit 4 shows the average wage for the occupations in this report, from entry-level to experienced workers.

Exhibit 4: Average Hourly Earnings for Middle-Skill Community Health Occupations in LA/OC

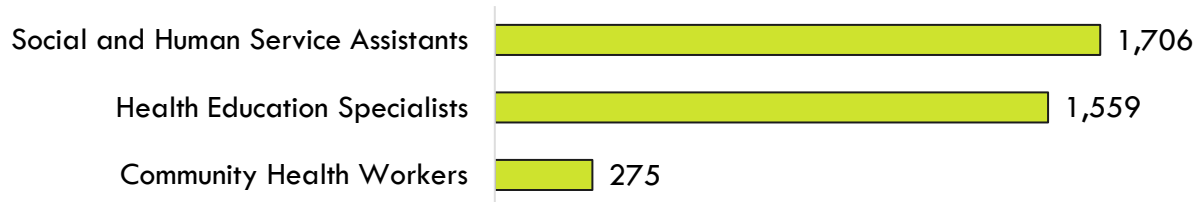


Job Postings

There were 3,540 online job postings related to middle-skill community health occupations listed in the past 12 months. Exhibit 5 displays the number of job postings by occupation. The majority of job postings (48%) were for *social and human service assistants*, followed by *health education specialists* (44%) and *community health workers* (8%). The highest number of job postings were for clinical educators, care coordinators, lactation consultants, health educators, and outreach

specialists. The top skills were social work, nursing, mental health, case management, and bilingual skills (Spanish/English). The top three employers, by number of job postings, in the region were: West Coast University, Kaiser Permanente, and University of California.

Exhibit 5: Job postings by occupation (last 12 months)



Educational Attainment

The Bureau of Labor Statistics (BLS) lists the following typical entry-level education levels for the occupations in this report:

- **Bachelor’s degree:** *Health education specialists*
- **High school diploma or equivalent:** *Social and human service assistants; community health workers*

In the greater LA/OC region, the majority of annual job openings (93%) typically require a high school diploma or equivalent. However, the national-level educational attainment data indicates between 39% and 50% of workers in the field have completed some college or an associate degree. Of the 72% of middle-skill community health job postings listing a minimum education requirement in the greater Los Angeles/Orange County region, 39% (1,001) requested high school or vocational training, 11% (289) requested an associate degree, and 49% (1,259) requested a bachelor’s degree.

Educational Supply

Community College Supply

Exhibit 6 shows the annual and three-year average number of awards conferred by community colleges in programs that have historically trained for the occupations of interest. The colleges with the most completions in the region are Mt. San Antonio, Long Beach, and Santa Ana.

Exhibit 6: Regional community college awards (certificates and degrees), 2019-2022

TOP	Program	College	2019-20 Awards	2020-21 Awards	2021-22 Awards	3-Year Average
1261.00	Community Health Care Worker	LA Pierce	20	1	6	9
		Mt San Antonio	-	51	13	21
		Rio Hondo	-	-	1	0
		LA Subtotal	20	52	20	31
		Cypress	-	-	1	0
		Orange Coast	-	-	7	2

TOP	Program	College	2019-20 Awards	2020-21 Awards	2021-22 Awards	3-Year Average
		OC Subtotal	-	-	8	3
		Supply Subtotal/Average	20	52	28	33
1309.00	Gerontology	East LA	9	4	5	6
		LA Mission	2	2	2	2
		Pasadena	1	6	1	3
		LA Subtotal	12	12	8	11
		Coastline	7	3	3	4
		Cypress	5	2	4	4
		Saddleback	5	8	14	9
		OC Subtotal	17	13	21	17
		Supply Subtotal/Average	29	25	29	28
2104.00	Human Services	Cerritos	9	34	32	25
		Glendale	-	3	7	3
		LA City	17	18	10	15
		Long Beach	24	26	25	25
		Rio Hondo	-	1	16	6
		LA Subtotal	50	82	90	74
		Coastline	22	26	19	22
		Cypress	26	28	38	31
		Saddleback	28	17	27	24
		Santa Ana	67	89	50	69
		Santiago Canyon	-	-	3	1
		OC Subtotal	143	160	137	147
		Supply Subtotal/Average	193	242	227	221
2104.40	Alcohol and Controlled Substances	East LA	44	42	68	51
		Glendale	13	9	16	13
		LA City	17	20	15	17
		LA Pierce	33	39	30	34
		LA Southwest	17	11	9	12
		Long Beach	48	62	42	51
		Mt San Antonio	67	57	127	84
		Rio Hondo	13	8	14	12
		West LA	7	8	7	7
		LA Subtotal	259	256	328	281
		Cypress	35	17	12	21

TOP	Program	College	2019-20 Awards	2020-21 Awards	2021-22 Awards	3-Year Average
		Saddleback	30	20	28	26
		OC Subtotal	65	37	40	47
		Supply Subtotal/Average	324	293	368	328
2104.50	Disability Services	N. Orange Adult	4	-	1	2
		OC Subtotal	4	-	1	2
		Supply Subtotal/Average	4	-	1	2
		Supply Total/Average	570	612	653	612

Non-Community College Supply

For a comprehensive regional supply analysis, it is important to consider the supply from other institutions in the region that provide training programs for community health occupations. Exhibit 7 shows the annual and three-year average number of awards conferred by these institutions in relevant programs. Due to different data collection periods, the most recent three-year period of available data is from 2019 to 2021. Between 2019 and 2021, non-community college institutions in the region conferred an average of 581 bachelor's and sub-baccalaureate awards. Bachelor's awards are included because *health education specialists* typically require a bachelor's degree as the entry-level education. Sub-baccalaureate awards include associate degrees, postsecondary awards, and other academic awards.

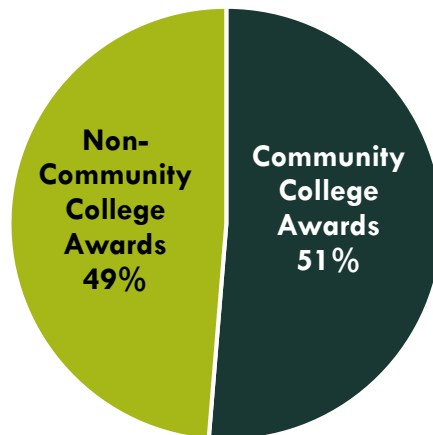
Exhibit 7: Regional non-community college awards, 2019-2021

CIP	Program	Institution	2019-20 Awards	2020-21 Awards	2-Year Average
30.1101	Gerontology	Mt. Saint Mary's Univ.	4	-	2
		USC	15	19	17
44.0701	Social Work	Azusa Pacific Univ.	48	34	41
		CSU-Long Beach	69	65	67
		CSU-Los Angeles	224	198	211
		Chapman University	3	8	6
		Mt. Saint Mary's Univ.	22	18	20
		Touro Univ. Worldwide	17	12	15
		University of Massachusetts Global	123	132	128
		Whittier College	9	8	9
51.1501	Substance Abuse/Addiction Counseling	Galaxy Medical College	-	3	2
		InterCoast Colleges-Santa Ana	57	1	29
		InterCoast Colleges-West Covina	6	66	36

CIP	Program	Institution	2019-20 Awards	2020-21 Awards	2-Year Average
51.2208	Community Health and Preventive Medicine	Pitzer College	-	1	1
Supply Total/Average			597	565	581

Exhibit 8 shows the proportion of community college awards conferred in LA/OC compared to the number of non-community college awards for the programs in this report. About half of the awards conferred in these programs are awarded by community colleges in the LA/OC region.

Exhibit 8: Community College Awards Compared to Non-Community College Awards in LA/OC Region, 3-Year Average



Appendix A: Occupational demand and wage data by county

Exhibit 9. Los Angeles County

Occupation (SOC)	2022 Jobs	2027 Jobs	5-Yr Change	5-Yr % Change	Annual Openings	Entry-Level Hourly Earnings (25 th Percentile)	Median Hourly Earnings	Experienced Hourly Earnings (75 th Percentile)
Health Education Specialists (21-1091)	1,805	1,989	183	10%	241	\$22.71	\$31.86	\$49.91
Social and Human Service Assistants (21-1093)	17,976	20,733	2,756	15%	2,727	\$18.29	\$22.38	\$27.76
Community Health Workers (21-1094)	2,964	3,341	377	13%	414	\$19.26	\$22.88	\$28.41
Total	22,745	26,062	3,317	15%	3,382	-	-	-

Exhibit 10. Orange County

Occupation (SOC)	2022 Jobs	2027 Jobs	5-Yr Change	5-Yr % Change	Annual Openings	Entry-Level Hourly Earnings (25th Percentile)	Median Hourly Earnings	Experienced Hourly Earnings (75th Percentile)
Health Education Specialists (21-1091)	515	569	54	10%	69	\$22.05	\$30.90	\$48.45
Social and Human Service Assistants (21-1093)	4,327	4,998	672	16%	659	\$17.33	\$21.20	\$26.32
Community Health Workers (21-1094)	808	919	111	14%	115	\$18.36	\$21.81	\$27.09
Total	5,650	6,486	836	15%	843	-	-	-

Exhibit 11. Los Angeles and Orange Counties

Occupation (SOC)	2022 Jobs	2027 Jobs	5-Yr Change	5-Yr % Change	Annual Openings	% Age 55 and older*	Typical Entry-Level Education
Health Education Specialists (21-1091)	2,320	2,557	237	10%	310	23%	Bachelor's degree
Social and Human Service Assistants (21-1093)	22,303	25,731	3,428	15%	3,385	25%	HS diploma or equivalent
Community Health Workers (21-1094)	3,772	4,260	488	13%	529	25%	HS diploma or equivalent
Total	28,395	32,548	4,153	15%	4,224	-	-

*The average percentage of workers age 55 and older across all occupations in the greater LA/OC region is 27%. These occupations have a slightly smaller share of older workers, which typically indicates fewer replacements needs to offset the amount of impending retirements.

Appendix B: Sources

- O*NET Online
- Lightcast (formerly Emsi)
- Bureau of Labor Statistics (BLS)
- California Employment Development Department, Labor Market Information Division, OES
- California Community Colleges Chancellor's Office Management Information Systems (MIS)
- Self-Sufficiency Standard at the Center for Women's Welfare, University of Washington
- Chancellor's Office Curriculum Inventory (COCI 2.0)

For more information, please contact:

Luke Meyer, Director
Los Angeles Center of Excellence

Lmeyer7@mtsac.edu

